



## Coachworks Queens Park, NW6 7SG

Located in an exclusive collection of bespoke penthouses in Queens Park, this stunning studio flat boasts a large kitchen/reception area with extremely modern finishes and a double bedroom area conveniently hidden behind a half height wall.

The property offers very spacious and light accommodation, is located on the second floor with lift access and in close proximity to Queens Park's shops and restaurants as well as the Bakerloo and Overground lines. There is also secure bike storage available.

Offered unfurnished and available from the 20th of July 2018.

**£315 Per Week**  
Fees Apply

Contact us now to view this property


**020 7794 0075**


174 West End Lane, West Hampstead, London NW6 1SW

[enquiries@dutchanddutch.com](mailto:enquiries@dutchanddutch.com)





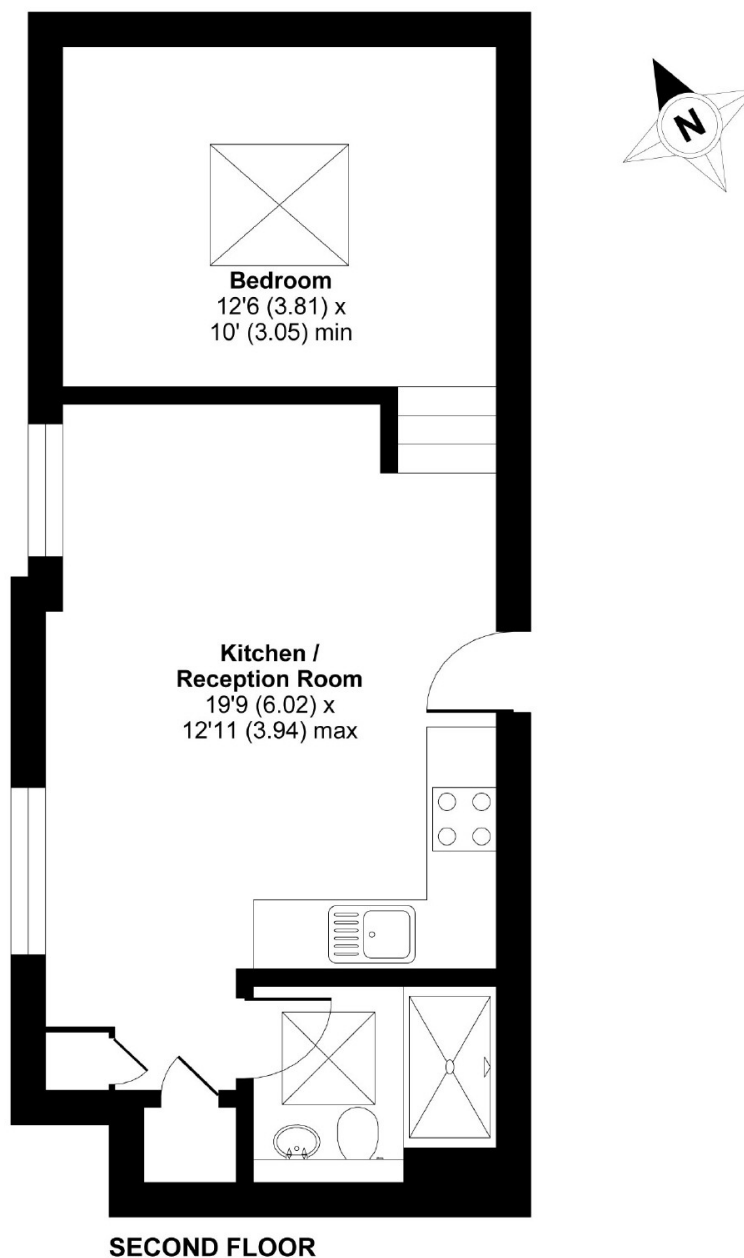
Energy Efficiency Rating		
	Current	Potential
Very energy efficient - lower running costs		
(92-100) <b>A</b>		
(81-91) <b>B</b>		
(69-80) <b>C</b>		
(55-68) <b>D</b>		
(39-54) <b>E</b>		
(21-38) <b>F</b>		
(1-20) <b>G</b>		
Not energy efficient - higher running costs		
<b>England &amp; Wales</b>	EU Directive 2002/91/EC	

Environmental Impact (CO <sub>2</sub> ) Rating		
	Current	Potential
Very environmentally friendly - lower CO <sub>2</sub> emissions		
(92-100) <b>A</b>		
(81-91) <b>B</b>		
(69-80) <b>C</b>		
(55-68) <b>D</b>		
(39-54) <b>E</b>		
(21-38) <b>F</b>		
(1-20) <b>G</b>		
Not environmentally friendly - higher CO <sub>2</sub> emissions		
<b>England &amp; Wales</b>	EU Directive 2002/91/EC	



## Kimberley Road, London, NW6

APPROX. GROSS INTERNAL FLOOR AREA 408 SQ FT 37.9 SQ METRES



Whilst every attempt has been made to ensure the accuracy of the floor plan contained here, measurements of doors, windows and rooms are approximate and no responsibility is taken for any error, omission or misstatement. These plans are for representation purposes only as defined by RICS Code of Measuring Practice and should be used as such by any prospective purchaser. Specifically no guarantee is given on the total square footage of the property if quoted on this plan. Any figure given is for initial guidance only and should not be relied on as a basis of valuation.

Copyright nichecom.co.uk 2017 Produced for Dutch & Dutch REF : 218277